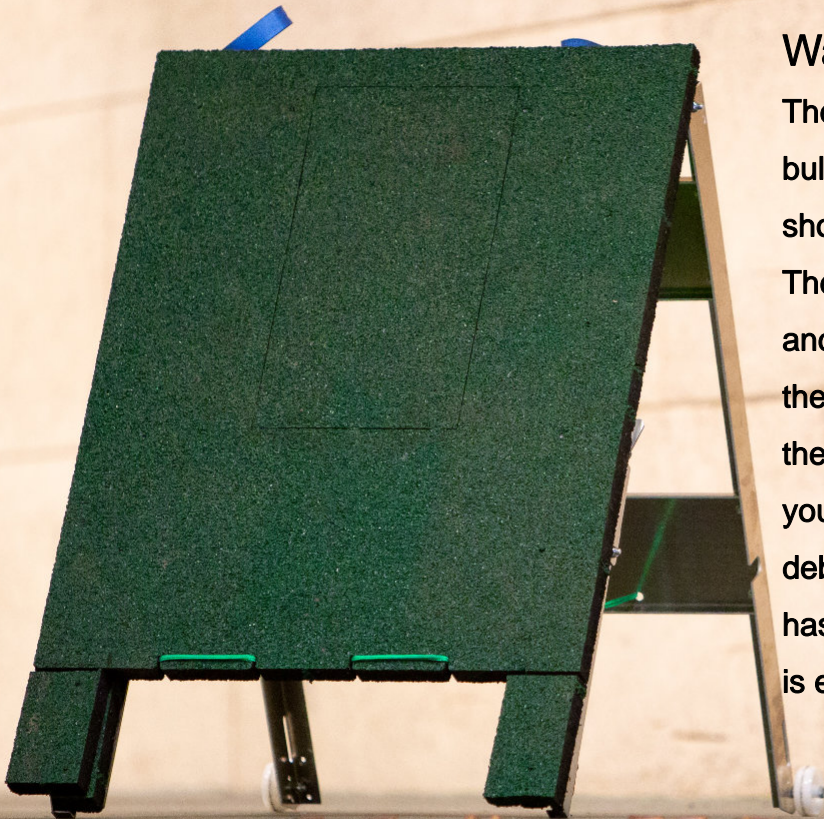


MODULAR BULLETTRAPS FOR DYNAMIC SHOOTING



Want to set up a challenging stage?

The HI 1500 handgun and RI4200 rifle bullet traps give you the possibility to shoot in any direction and at close range. These modular bullet traps are designed and built for IPSC. These models catch the bullets and keep the remains and the dust inside. After the training or match you simply open the bottom to let the debris out. The modular bullet trap has a replaceable hit zone and is easy to maintain.

The MODULAR RI4200

The MODULAR RI4200 is a modular bullet trap with a weight of 75 kg that can take a projectile-energy up to 4200 Joule. The size of the shooting zone is 570 x720 mm.

The MODULAR HI1500

The MODULAR HI1500 is a modular bullet trap with a weight of 45 kg that can take a projectile-energy up to 1500 Joule. The size of the shooting zone is 570 x720 mm.

Weapon (example)	Cartridge	Caliber	Bullet type
		.22 lr	L/RN
		.22 lr 9mm Luger .45 Auto	FMJ/RN/SC (tinned)
		.22 lr .375 Mag. .44 Rem. Mag.	FMJ/FMJ*/CB/ FN/SC
		7,62 x 39	FMJ/PB/FeC*
		.233 Rem. (5,56 x 45)	FMJ/PB/SCP*
		.308 Win (7,62 x 51)	FMJ/PB/SC
		7,62 x 54 R	FMJ/PB



Weapon (example)	Cartridge	Caliber	Bullet type
		.22 lr	L/RN
		.22 lr 9mm Luger .45 Auto	FMJ/RN/SC (tinned)
		.22 lr .375 Mag. .44 Rem. Mag.	FMJ/CB/ FN*/SC

Bullet types:

FMJ = Full Metal Jacket (FC steel) L = Lead
 FMJ* = Full Metal Jacket (FC copper) RN = Round Nose
 SC = Lead Soft Core FN = Flat Nose
 PB = Parabellum CB = Cast Bullet
 SCP = Soft Core with steel penetrator FeC = Iron Core

* Safe but not advised.

Hollow point, action, flat nose, steel core, penetrator and wad cutter ammunition is safe to use, but will cause additional wear. Check the bullettrap after each series for damage and replace damaged parts.



Safe distance:
 rifle: 4m Handgun/PCC : 1m
 safe angles:
 green: safe area and angle to shoot